



**CourtYard®**  
ALUMINUM FENCING

*Beauty. Strength. Durability.*



**Digger  
Specialties  
Inc.**

*Transforming the Outdoor Living Experience™*



# DYNAMIC SOLUTIONS INNOVATION

Since 1984 Digger Specialties, Inc. (DSI) has been manufacturing quality products for the outdoor living industry.

At DSI we are continually working to provide solutions through innovative product development and design to bring the best products to our customers, the marketplace, and the home owner.

Our CourtYard® Aluminum Fencing provides elegance and beauty for residential, commercial and industrial needs. This premium line of fencing also provides a great investment in your home or business.



Digger Specialties, Inc. is proud to offer one of the strongest warranties in the industry. Our CourtYard® Aluminum Fencing is covered by our Aluminum Lifetime Limited Warranty. This warranty demonstrates our faith in our product and our commitment to you.

Visit [diggerspecialties.com](http://diggerspecialties.com) to view and register your warranty.



Digger Specialties, Inc. is proud to be an American company manufacturing quality American made products at our plants in Indiana, North Carolina, Georgia, Pennsylvania, and Missouri.



## COMMITTED TO THE ENVIRONMENT AND OUR COMMUNITY

DSI is proud to be an environmentally aware company that continues to update our practices to reduce our carbon foot-print. DSI consistently recycles our cardboard, wood, steel banding, zinc die cast, and heat shrink scrap. DSI also utilizes both aluminum and vinyl extrusions that contain recycled content.

DSI is pleased to support our community by outsourcing a portion of our packaging functions to a local company that provides meaningful employment to individuals with disabilities.



# Table of Contents

Colors .....	2
Powder Coating Process .....	3
Features and Benefits .....	4
Specifications .....	5
Arched Picket Top .....	6-7
Spear Top .....	8-9
Flat Top .....	10-11
Alternating Spear .....	12-13
Gates .....	14-16
Gate Hardware .....	17
Options .....	18
Accessories .....	19
Routed Posts & Section Mounts .....	20
Specialties .....	21

# COLORS

CourtYard® Aluminum Fencing is available in 12 standard AAMA 2604 colors to complement your project; from satin colors to textured colors. Custom colors and AAMA 2605 colors are available by special order.



## Textured Colors



Black Fine Texture




Bronze Fine Texture



Brown Fine Texture



White Fine Texture



Grey Fine Texture

Colors shown are a close approximation of the true color.

Please request actual samples for accurate powder coating colors.

## Non Textured Colors



Gloss Beige




Chocolate



Ninety Bronze



Sandy Shore



Satin Black



Gloss White



Speckled Walnut

## Optional Color



Gold Accent  
Fine Texture  
(Upcharge may apply)

Select CourtYard® accessories are available in an optional Gold Accent color. See pages 18 and 19 for more information on the items available.


# POWDER COATING PROCESS

## Exclusive DSI Powder Coating Process

DSI's proprietary 10 step powder coating process provides an uncompromising quality created by state-of-the-art technology. Our system is certified by the Powder Coating Institute providing peace of mind in your investment. Our powder coating is verified by the American Architectural Manufacturers Association and is covered by a Lifetime Limited Warranty.



**1**  
**The raw premium-grade aluminum is inspected** to be free of blemishes and is not exposed to the outdoor elements.



**2**  
**The product enters a heated cleaning stage** to remove extrusion debris and fabrication oils.




**3-6**  
**Clean:** City water rinse  
**Cleaner:** Recycling reverse osmosis water rinse  
**Cleanest:** Pure reverse osmosis water rinse  
**Sealer:** Dried-in-place aluminum sealer



**7-8**  
**A 200 MPH air blast removes water drops** from the pre-treated aluminum.  
**A convection oven** completes the dry-off process.



**9**  
**Powder is applied** with 18 automated and 2 manual spray guns. Compressed process air is dried to -35°F Dew Point for superior adhesion.



**10**  
**The powder coating is then bonded** and adhered to the aluminum substrate in a 400 degree cure stage.

# FEATURES & BENEFITS

## Hidden Rail Locks

Our patented Hidden Rail Locks secure the section into the routed holes of the post.




**Rail Lock**

Patent #US 7,134,647 B2

## Hidden E-Clips

Our patented Hidden Picket Fasteners eliminate scratches and unsightly screws.



Patent #US 7,152,849 B2


## Welded Gates

CourtYard® Aluminum Gate rails and pickets are welded at each connection for added strength and durability.



## Assembled Sections

CourtYard® Aluminum Fencing sections come factory assembled for quick installation.



## Pool Code Approved



CourtYard® Aluminum Fencing combines safety with style. Fence models marked with this symbol comply with ASTM F2409 and F1908 for height and spacing. See individual model charts on pages 9 – 13 for availability and restrictions. Check with your local building code officials as local codes may differ.

## Puppy Picket Option (Short Picket Option)



CourtYard® Aluminum Fencing offers pet owners peace of mind. Fence models marked with this symbol offer the Puppy Picket Option (short picket option). See individual model charts on pages 9 – 13 for availability and restrictions. These added pickets help keep small animals in or out of your yard. For more information see Page 16.

# SPECIFICATIONS



	<b>Hundred Series</b>	<b>1000 Series</b>	<b>2000 Series</b>
<b>Suggested Use</b>	Residential Applications	Premium Residential & Commercial Applications	Industrial Applications
<b>Section Width</b>	6' Centers Per Foot/Inch Sections available from 24" to 72"	6' Centers Per Foot/Inch Sections available from 24" to 72"	8' Centers Per Foot/Inch Sections available from 24" to 96"
<b>Rails</b>	1" H (.085") x 1-1/8" W (.065")	1" H (.085") x 1-1/8" W (.065")	1-1/2" H (.100") x 1-1/2" W (.070")
<b>Spear/Finial Pickets</b>	5/8" x 5/8" (.045")	3/4" x 3/4" (.053")	1" x 1" (.062")
<b>Non-Spear/Finial Pickets</b>	5/8" x 5/8" (.045")	3/4" x 3/4" (.045")	1" x 1" (.062")
<b>Picket Spacing</b>	3.792" Between Pickets	3.65" Between Pickets	3.75" Between Pickets
<b>Section Racking</b>	Standard Sections Rack 20" in 6'  Double Punch Sections Rack 40" in 6'  Some DSI options (rings, puppy pickets, etc.) affect Section Racking. Detailed Racking Help Sheets are available on the Resources page of the DSI Website. <a href="http://diggerspecialties.com">diggerspecialties.com</a>	Standard Sections Rack 20" in 6'  Double Punch Sections Rack 35" in 6'	Standard Sections Rack 17" in 8'  Double Punch Sections Rack 26" in 8'
<b>Posts</b>	2" x 2" (.060") 36"-60" Heights Only 2" x 2" (.090") 2" x 2" (.125") 4" x 4" (.125") 6" x 6" (.185")	2-1/2" x 2-1/2" (.065") 2-1/2" x 2-1/2" (.090") 2-1/2" x 2-1/2" (.125") 4" x 4" (.125") 6" x 6" (.185")	2-1/2" x 2-1/2" (.090") 48"-72" Heights Only 2-1/2" x 2-1/2" (.125") 4" x 4" (.125") 6" x 6" (.185")
<b>Standard Single Gate Opening Sizes</b>	36", 42", 48", 60", 72"	36", 42", 48", 60", 72"	36", 42", 48", 60", 72"



# ARCHED

PICKET TOP






# Arched Picket Top Style

Recognized by its curved design, the Arched Picket Top is a great decorative fence for landscaped and garden areas. With Spear point and finial options including Quad, Triad, or Fleur-de-Lis, this fence is sure to accent any outdoor living space.

## 2-Rail



Sections Do Not Rack

### Height

Model	36"	42"	48"
0124	•	•	•
1124	•	•	•




# SPEAR TOP



# Spear Top Style

3-Rail

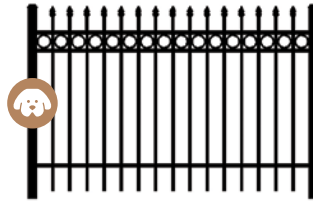


36" and 42" heights

Height

Model	36"	42"	48"	54"	60"	72"
0131	•	•	•		•	
1131	•	•	•		•	•
2131			•	•	•	•

3-Rail w/Rings




36" and 42" heights

Height

Model	36"	42"	48"	54"	60"	72"
0131R	•	•	•		•	
1131R	•	•	•		•	•
2131R			•	•	•	•


4-Rail



Height

Model	72"	84"	96"
0141	•		
2141		•	•

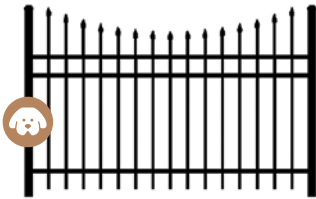
4-Rail w/Rings



Height

Model	72"	84"	96"
0141R	•		
2141R		•	•

3-Rail Concave

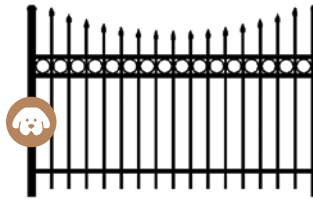


36" and 42" heights

Height

Model	36"	42"	48"	54"	60"	72"
0131 concave	•	•	•		•	
1131 concave	•	•	•		•	•
2131 concave			•	•	•	•

3-Rail Concave w/Rings



36" and 42" heights

Height

Model	36"	42"	48"	54"	60"	72"
0131R concave	•	•	•		•	
1131R concave	•	•	•		•	•
2131R concave			•	•	•	•

4-Rail Concave



84" and 96" heights

Height

Model	72"	84"	96"
0141 concave	•		
2141 concave		•	•

4-Rail Concave w/Rings




84" and 96" heights

Height

Model	72"	84"	96"
0141R concave	•		
2141R concave		•	•

3-Rail Convex




36" and 42" heights  
72" height

Height

Model	36"	42"	48"	54"	60"	72"
0131 convex	•	•	•		•	
1131 convex	•	•	•		•	•
2131 convex			•	•	•	•

3-Rail Convex w/Rings

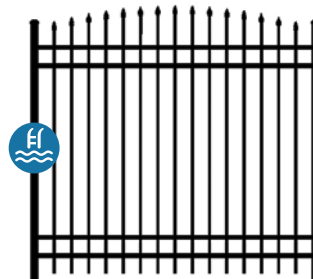


36" and 42" heights  
72" height

Height

Model	36"	42"	48"	54"	60"	72"
0131R convex	•	•	•		•	
1131R convex	•	•	•		•	•
2131R convex			•	•	•	•


4-Rail Convex



Height

Model	72"	84"	96"
0141 convex	•		
2141 convex		•	•

4-Rail Convex w/Rings



Height

Model	72"	84"	96"
0141R convex	•		
2141R convex		•	•




# FLAT TOP



# Flat Top Style


Perfect for around a pool, the classic Flat Top offers clean and simple lines in 2, 3, or 4 rail designs. Double Picket and Ring models are available to add definition to your outdoor living space.

**2-Rail Flush Bottom Pool**




Model	Height	
	48"	54"
0220 Pool	•	
1220 Pool	•	•
2220 Pool		•

**3-Rail**




Model	Height				
	36"	42"	48"	60"	72"
0230	•	•	•	•	
1230	•	•	•	•	•
2230			•	•	•

**3-Rail Flush Bottom**




Model	Height	
	48"	60"
0230 FB	•	•
1230 FB	•	•

**3-Rail Flush Bottom Pool**



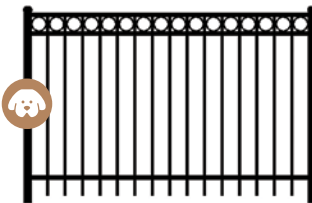
Model	Height	
	54"	55"
0230 Pool		•
1230 Pool		•
2230 Pool	•	

**3-Rail Double Pickets to Mid-Rail**




Model	Height
	48"
0230 Dbl Pkts to Mid-Rail	•
1230 Dbl Pkts to Mid-Rail	•

**3-Rail w/Rings**




Model	Height				
	36"	42"	48"	60"	72"
0230R	•	•	•	•	
1230R	•	•	•	•	•
2230R			•	•	•

**3-Rail w/Rings Flush Bottom**




Model	Height	
	48"	60"
0230R FB	•	•
1230R FB	•	•

**3-Rail w/Rings Flush Bottom Pool**




Model	Height	
	54"	55"
0230R Pool		•
1230R Pool	•	
2230R Pool	•	

**4-Rail**



Model	Height		
	72"	84"	96"
0240	•		
2240		•	•

**4-Rail w/Rings**



Model	Height		
	72"	84"	96"
0240R	•		
2240R		•	•



ALTERNATING

**SPEAR**



# Alternating Spear Style


Alternating Spear Top offers the aesthetic appeal of pressed point pickets in alternating heights.

Flat Top Alternating Spear offers a modern design by combining the safety of a smooth top rail with the traditional alternating spears between the top and mid-rail.

Optional finials are available for both styles in Quad, Triad, or Fleur-de-Lis.

## Alternating Spear Top


3-Rail



36" and 42" heights

Model	Height					
	36"	42"	48"	54"	60"	72"
0132	•	•	•		•	
1132	•	•	•		•	•
2132			•	•	•	•


3-Rail w/Rings



36" and 42" heights

Model	Height					
	36"	42"	48"	54"	60"	72"
0132R	•	•	•		•	
1132R	•	•	•		•	•
2132R			•	•	•	•

4-Rail



Model	Height		
	72"	84"	96"
0142	•		
2142		•	•

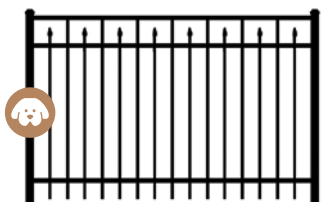
4-Rail w/Rings



Model	Height		
	72"	84"	96"
0142R	•		
2142R		•	•

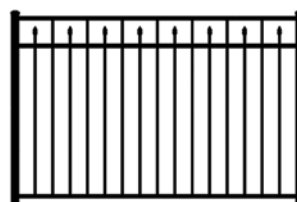
## Flat Top Alternating Spear

3-Rail




Model	Height			
	36"	42"	48"	72"
0233	•	•	•	
1233	•	•	•	•
2233			•	•

3-Rail Flush Bottom



Model	Height
	48"
0233 FB	•
1233 FB	•

3-Rail Flush Bottom Pool



Model	Height	
	54"	55"
0233 Pool		•
1233 Pool		•
2233 Pool	•	

4-Rail



Model	Height		
	72"	84"	96"
0243	•		
2243		•	•



# GATES

AND HARDWARE






# Walk Gates


## Standard

36" - 48" Single Gate Openings  
72" - 96" Double Gate Openings




## Arched

36" - 48" Single Gate Openings  
72" - 96" Double Gate Openings



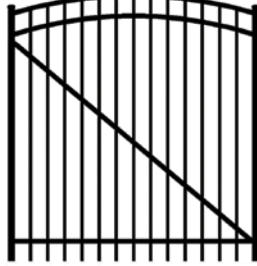
## Standard w/Bracing

60" - 72" Single Gate Openings  
120" - 144" Double Gate Openings



## Arched w/Bracing


60" - 72" Single Gate Openings  
120" - 144" Double Gate Openings



Gates with Short Picket Option may be made with V bracing.


## Pool w/Corner Bracing

60" - 72" Single Gate Openings  
120" - 144" Double Gate Openings



## Arched Pool w/Corner Bracing

60" - 72" Single Gate Openings  
120" - 144" Double Gate Openings



## U-Frame

36" - 72" Single Gate Openings  
72" - 144" Double Gate Openings



## Arched U-Frame


36" - 72" Single Gate Openings  
72" - 144" Double Gate Openings




## 1000 Series Gates with Rings

Widths vary. See charts below.

### Standard



### Perfect Fit



## 1131R & 1230R - "Perfect Fit" Gates

Gate Sizes	# of Pickets	# of Rings	Actual Width	Actual Opening
36" Wide	6	7	33"	34-1/2"
42" Wide	8	9	41-3/4"	43-1/4"
48" Wide	9	10	46-3/16"	47-11/16"
60" Wide	12	13	59-3/8"	60-7/8"
72" Wide	14	15	68-1/8"	69-5/8"
72" Wide	15	16	72-1/2"	74"

## 1132R - "Perfect Fit" Gates


Gate Sizes	# of Pickets	# of Rings	Actual Width	Actual Opening
36" Wide	7	8	37-3/8"	38-7/8"
42" Wide	7	8	37-3/8"	38-7/8"
48" Wide	9	10	46-3/16"	47-11/16"
60" Wide	11	12	55"	56-1/2"
72" Wide	13	14	63-3/4"	65-1/4"
72" Wide	15	16	72-1/2"	74"

## 1131R, 1132R, 1230R - Standard Gates

Gate Sizes	# of Pickets	# of Rings	Actual Width	Actual Opening	Approx. End Space
36" Wide	7	6	34-1/2"	36"	2-3/16"
42" Wide	9	8	40-1/2"	42"	13/16"
48" Wide	9	10	46-1/2"	48"	3-3/4"
60" Wide	13	12	58-1/2"	60"	15/16"
72" Wide	15	14	70-1/2"	72"	2-9/16"


Custom Gate sizes are available.  
Contact Customer Service for more information.

# ENTRY GATES




## Standard

84" - 192" Single Gate Openings  
168" - 384" Double Gate Openings




## Arched

84" - 192" Single Gate Openings  
168" - 384" Double Gate Openings



## Continuous Arch Double Gate

168" - 384" Openings



## Designer Arch Double Gate

168" - 384" Openings

Gate Openings over 12' Single and 24' Double include bracing.  
Custom Gate sizes are available. Contact Customer Service for more information.

# GATE HARDWARE

## Hinges



Tru-Close Hinge



Kwik Fit Hinge



SS Med Duty Hinge



HD Adjustable Hinge  
For 2" Gate Sides



Tiger Self Close Hinge

## Latches



Lokk Latch



Lokk Latch Deluxe



Lokk Latch Magnetic



Magna Latch  
Vertical Pull 6"



Magna Latch  
Top Pull 20-1/4"



SS Gravity Latch



FortiMa  
Latch



Lock Box  
with Handle



Keeper for  
Lock Box



Push Bar for  
Lock Box

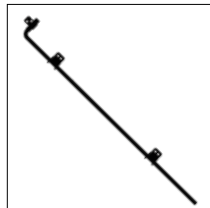
## Canebolts



Canebolt Lockable



Canebolt Lockable  
Receiver

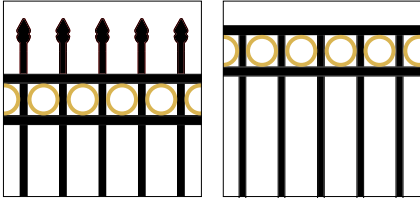


Canebolt  
(Drop Pin Kit)

Not all hinges and latches work for all gate configurations. For more information on gates and hardware visit our website [diggerspecialties.com](http://diggerspecialties.com)

# OPTIONS

## Gold Rings



Spear or Finial Top    Flat Top

## Finials

Gold Accent Available




Quad    Triad    Fleur-de-Lis

## Double Punch



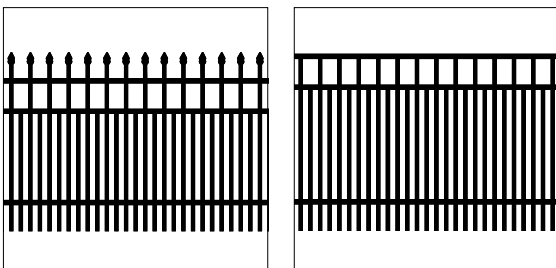
Double Punch increases the racking angle.  
 Double Punch not available for Sections with Rings.  
 Detailed Racking Help Sheets are available on the CourtYard Resources page of the DSI Website.  
[diggerspecialties.com](http://diggerspecialties.com)

## Special Length Section



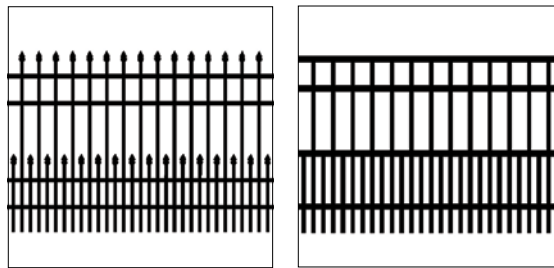
Hundred / 1000 Series:  
 • Per Foot Sections available from 2' to 6'  
 • Per Inch\* Sections available from 24" to 72"  
 2000 Series:  
 • Per Foot Sections available from 2' to 8'  
 • Per Inch\* Sections available from 24" to 96"  
 \*Ring and Arched Picket Top models not available in per inch sections.  
 Even spacing between pickets.

## Puppy Pickets (Short Pickets)



Spear or Finial Top    Flat Top

Puppy Pickets (Short Pickets) go to the Mid-Rail for 36" & 42" heights.




Spear or Finial Top    Flat Top

Puppy Pickets (Short Pickets) are 20" tall with additional rail for heights 48" and above.

# ACCESSORIES

## Post Caps

Gold  
Accent  
Available

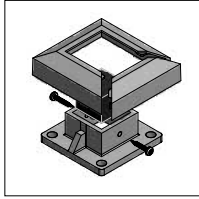


Flat Cap  
2", 2½", 4", 6"




Ball Cap  
2", 2½", 4"

## Post Mounts & Flairs



2" Post Mount  
(Includes Flair)



2½" Post Mount  
(Includes Flair)



Welded Plate Option




Post Flair (2-piece)  
2", 2½", 4", 6"  
For Welded Plate Option  
& Core Drilled Posts

## Magenta Star® Post Cap Lighting

Magenta Star® Ornamental Low Voltage and Solar Lights.  
Visit [magenastar.com](http://magenastar.com) for more information and to see additional styles.



Ornamental Low Voltage  
2", 2½", 4"



Downward Low Voltage  
2", 2½", 4"



Combo Low Voltage  
2", 2½", 4"



Ornamental Low Voltage  
Side Light



Ornamental Low Voltage  
Tear Drop Side Light



Ornamental Solar  
2", 2½", 4"



Downward Solar  
2", 2½", 4"

## Touch Up Paint



Spray, Pen, or Bottle

## Tools



Rail Remover  
(Set of 3)



Post Routing  
Template Kit



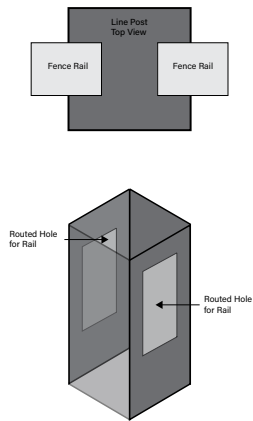
Hole Punch Tool

# ROUTED POSTS & SECTION MOUNTS

## Routed Post Types

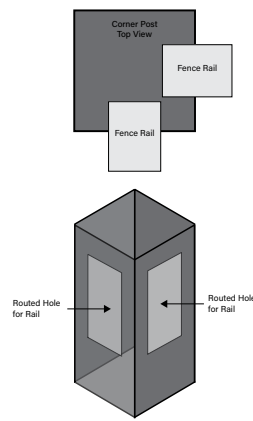
### Line Post

Line Posts have holes on opposite sides and are used as intermediate posts.



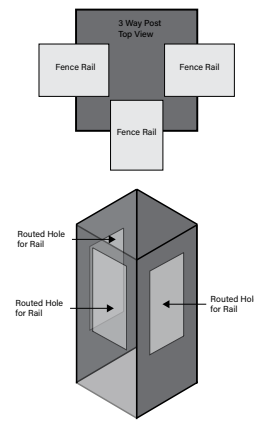
### Corner Post

Corner Posts have holes on adjacent sides to create a 90 degree turn.



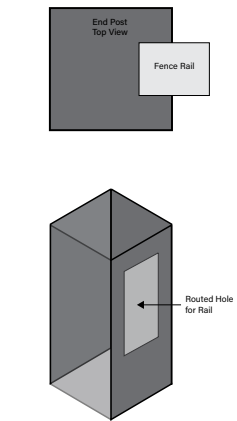
### 3 Way Post

3 Way Posts have holes on three sides to continue a fence line and turn a corner.



### End Post

End Posts have holes on only one side to terminate the fence line.

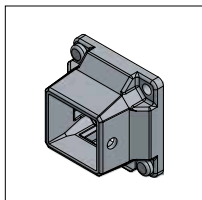


## Specifications

	2"	2"	2"	2-1/2"	2-1/2"	2-1/2"	4"	6"
Lengths	5-1/2', 6', 6-1/2', 7, 7-1/2', 8'	5-1/2', 6', 6-1/2', 7, 7-1/2', 8-1/2', 8', 9'	5-1/2', 6', 6-1/2', 7, 7-1/2', 8, 8-1/2', 9'	5-1/2', 6', 6-1/2', 7, 7-1/2', 8, 8-1/2', 9'	5-1/2', 6', 6-1/2', 7, 7-1/2', 8, 8-1/2', 9'	5-1/2', 6', 6-1/2', 7, 7-1/2', 8', 8-1/2', 9', 10', 11'	5-1/2', 6', 6-1/2', 7, 7-1/2', 8', 8-1/2', 9, 10, 11	6', 6-1/2', 7, 7-1/2', 8', 9', 10', 11'
Wall Thickness	.060"	.090"	.125"	.065"	.090"	.125"	.125"	.185"
Post Type	Line Corner 3 Way End	Line Corner 3 Way End	End	Line Corner 3 Way End	Line Corner 3 Way End	Line Corner 3 Way End	End	End

## Section Mounts

Optional section mounts are available. These mounts can be used in cases where a routed post cannot be used.



Wall Mount  
Hundred and  
1000 Series



Wall Mount  
2000 Series



Swivel Mount  
Hundred, 1000,  
and 2000 Series

# SPECIALTIES

## We put the "special" in Digger Specialties!

Let DSI help solve your unique installation challenges and design needs. Our team in Technical Services can make your dream a reality.

### Custom Sections

**Radius**



**Stair Step with Special Routed Posts**




**Special Height**



**Special Radius**



**Tapered Welded**



**Special Picket Spacing**



### Custom Gates





**Digger  
Specialties  
Inc.**

*Transforming the Outdoor Living Experience™*

## DSI Family of Products



**diggerspecialties.com**

Stay Connected



We have tried to make this brochure comprehensive and factual. We reserve the right to discontinue at any time, without notice, colors, materials, equipment and availability. Since some information may have been updated since the time of printing, we are not responsible for typographical or pictorial errors. Materials shown may vary slightly from actual colors. ©Digger Specialties 2021/04 99547